

# Staying Safe

A Program of the Racine County Traffic Safety Commission and...



Safe Sober

Wisconsin Department of Transportation



# MOTORCYCLE SAFETY

DRIVE OR RIDE – SHARE THE RESPONSIBILITY FOR MOTORCYCLE SAFETY



## On Your Motorcycle

Guidelines for a safe ride:

### Be Visible:

- Remember other motorists may not immediately see you.
- Ride in the left third of your lane when possible.
- When riding next to other vehicles on multi-lane roads, stay out of their blind spots as traffic allows.
- Flash your brake light when slowing down.
- Remember to cancel turn signals after the turn.
- Avoid equipment modifications that may make it more difficult for other drivers to understand your intentions.

### Dress for Safety:

- Wear a D.O.T. approved helmet and eye protection.
- Choose protective gear that will limit and reduce injuries in the event of a crash.
- Bright clothing and helmet are more easily seen and may help prevent a collision.

### S.E.E.


- Search – for factors that might lead to risky situations.
- Evaluate – how the factors might interact to create risk.
- Execute – an action to maintain a margin of safety.
- **Adjust speed • Adjust position • Communicate your intentions**

### Ride Sober, Ride Right

- Alcohol reduces the rider's ability to ride safely.
- There were 233 alcohol-related motorcycle crashes (in Wisconsin) in 2012. Of these, 191 or 82.0% occurred between 4 p.m. and 4 a.m.




Sources: Motorcycle Safety Foundation – [www.msf-usa.org](http://www.msf-usa.org); ABATE of Wisconsin, Inc. – [www.abatewis.org](http://www.abatewis.org); Wisconsin State Statutes 346.075(1), 346.803(1b) & 346.80(2a)




## In Your Car or Truck

When you're behind the wheel, share the road with motorcycles.



### Caution When Making Left Turns:

- Approximately one-half of all motorcycle crashes involve another motor vehicle. Nearly 40% were caused by vehicles attempting a left turn in front of the motorcyclist.
- Motorcycles are smaller! Watch for them!
- When checking traffic assume a motorcycle is closer than it appears.



### Be Courteous, Give Motorcyclists Their Share of the Road:

- Never attempt to share the same traffic lane with a motorcycle.
- Check your "blind spot" for motorcycles when you're changing lanes or turning.
- Give a motorcycle adequate room.
- Be familiar with hand signals indicating turns.

### Prevent Rear End Collisions:

- Leave adequate space.
- Motorcycles can slow down without the warning of a brake light.
- In wet conditions, motorcycles may slow to compensate for reduced traction on wet pavement.

### Securing Loads in your Vehicle Trailers:

- Properly secure loads, especially when traveling at highway speed. At highway speeds the velocity of a dislodged item can create an extreme hazard for an exposed motorcycle rider.



## Bicycle Safety

### Leave a Safe Distance

No less than 3 feet when passing a bicycle.

### Obey the Traffic Signals

Any signal or sign facing a roadway that runs parallel and adjacent to a bicycle way.

### Ride to the Right

Any bicyclist should ride as close as practical to the right-hand edge or curb of the traveled roadway.



Sponsored by: