

Appendix A

Traffic

Existing Turning Movement Counts

Hourly WisDOT AADT analysis

Intersection Traffic Volume Report

Count Basics		Version 2013.14.1	Page 1 of 13
Start Date:	Monday, October 05, 2020	Weekday	Schools in Session
Total Number of Hours Counted:	8	Non-Holiday	No Special Events

Base Information, Observed (8) Hour and Estimated (24) Hour Volume Summaries

Intersection of: **CTH P - McHenry Street and Sun Ray Hills Drive**

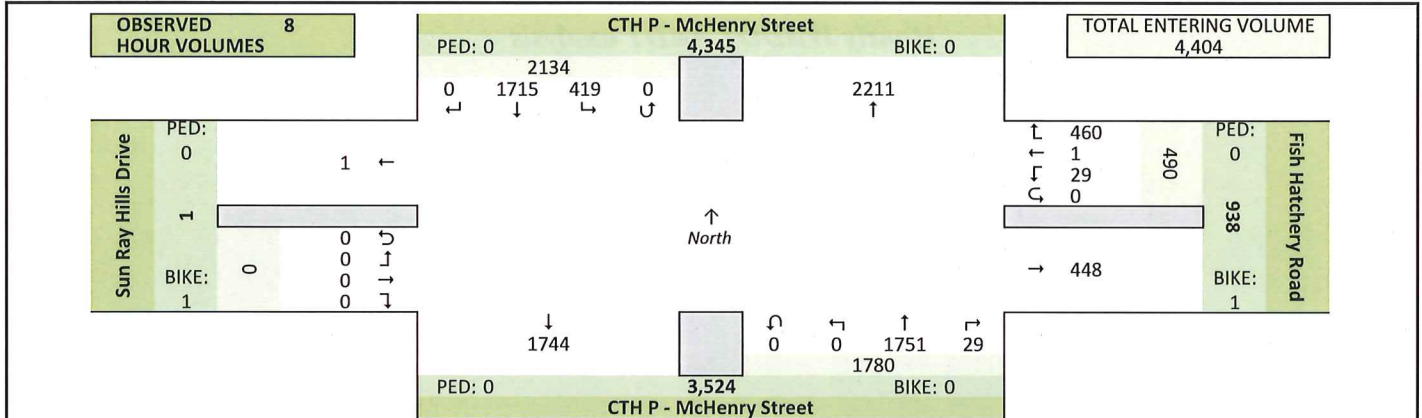
Site Information

Municipality	Town of Burlington		
County	Racine	WisDOT Region	SE
Traffic Control	Partial Stop Control		
Roadway Names	North Direction	↑	
North Leg	CTH P - McHenry Street		
East Leg	Fish Hatchery Road		
South Leg	CTH P - McHenry Street		
West Leg	Sun Ray Hills Drive		
Special Considerations			
Schools	In Session		
Holidays	None		
Special Events	None		
Special Pedestrians Observed			
	Pre-school children	None	
	Elementary school age children	None	
	Visually impaired (white cane/helper dog)	None	
	Elderly/disabled (except wheelchairs)	None	
	Wheelchairs/electric scooters	None	
Other (describe)	None/None		

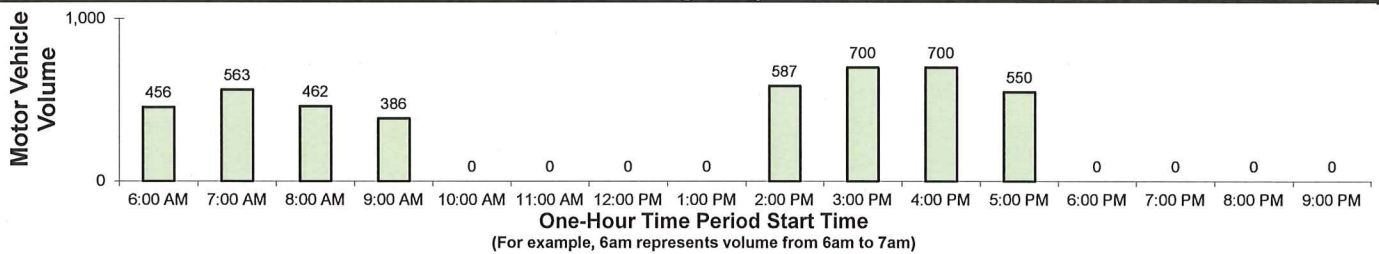
Count Information

Hrs Counted:	6:00 AM-10:00 AM and 2:00 PM-6:00 PM		
1st Day of Count	Monday, October 05, 2020		
AM Peak Period	Tuesday, October 06, 2020	Clear & Dry	
Midday Peak Period	Tuesday, October 06, 2020	Clear & Dry	
PM Peak Period	Monday, October 05, 2020	Clear & Dry	
Calculated Peak Hours			
	AM 7:15-8:15am	MD	PM 2:45-3:45pm
Peak Hours Selected for Analysis			
	AM 7:15-8:15am	MD	PM 2:45-3:45pm
Daily/Seasonal Adjustment Group	(2) Urban Arterials & Collectors		
Count Expansion Group	(2) Urban Arterials & Collectors		
Daily/Seasonal Adjustment Factor	0.927	Count Expansion Factor	1.940
Company Name	TADI, Inc.		
		Manual Adj.	1.000
Observers	AM Peak Period	Wendy Picard	
	Midday Peak Period	None	
	PM Peak Period	Amy Scheuerlein	
Comments	2018 DOT Seasonal Factors		

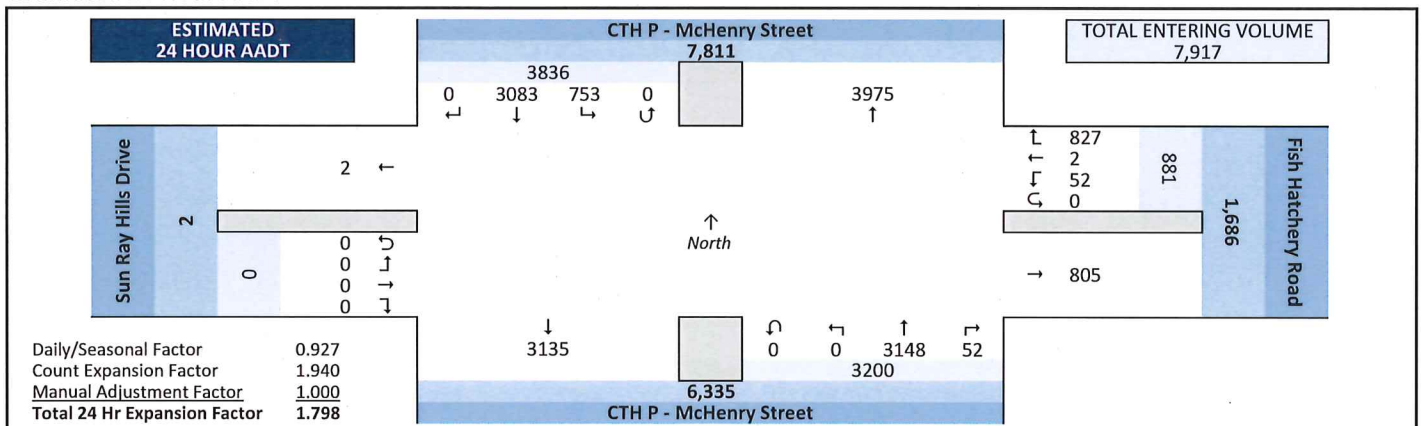
Observed 8 Hour Volume Summary



Total Entering Hourly Volume



Estimated 24 Hour AADT



Intersection Traffic Volume Report

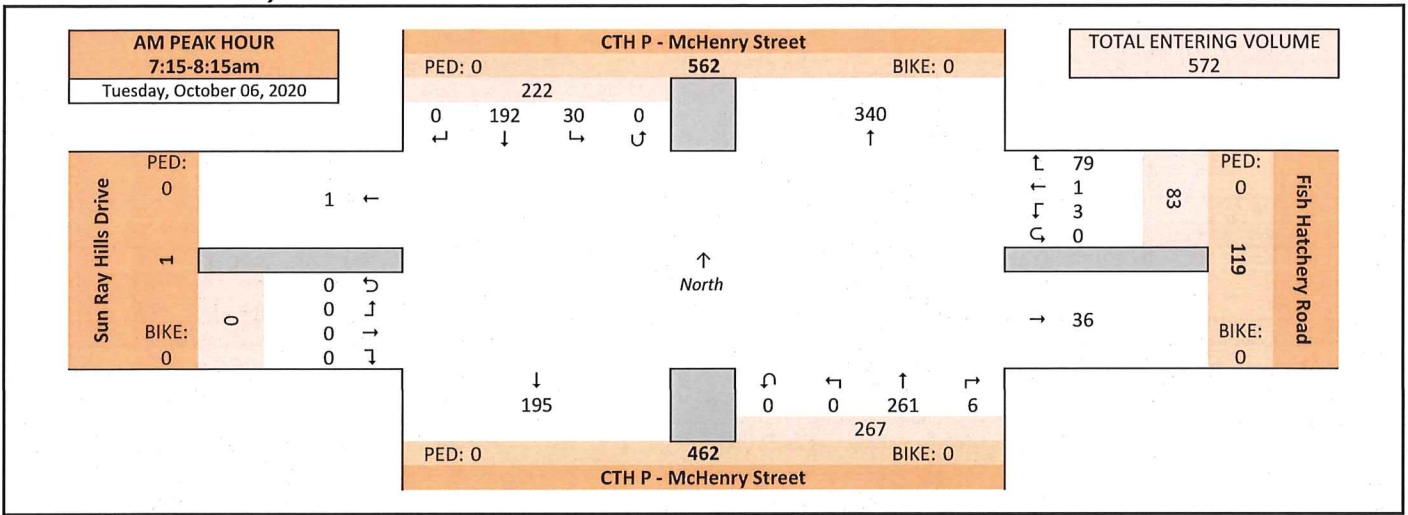
Count Basics			Page 2 of 13
Start Date:	Monday, October 05, 2020	Weekday	Schools in Session
Total Number of Hours Counted:	8	Non-Holiday	No Special Events

Peak Hour Volume Graphical Summary

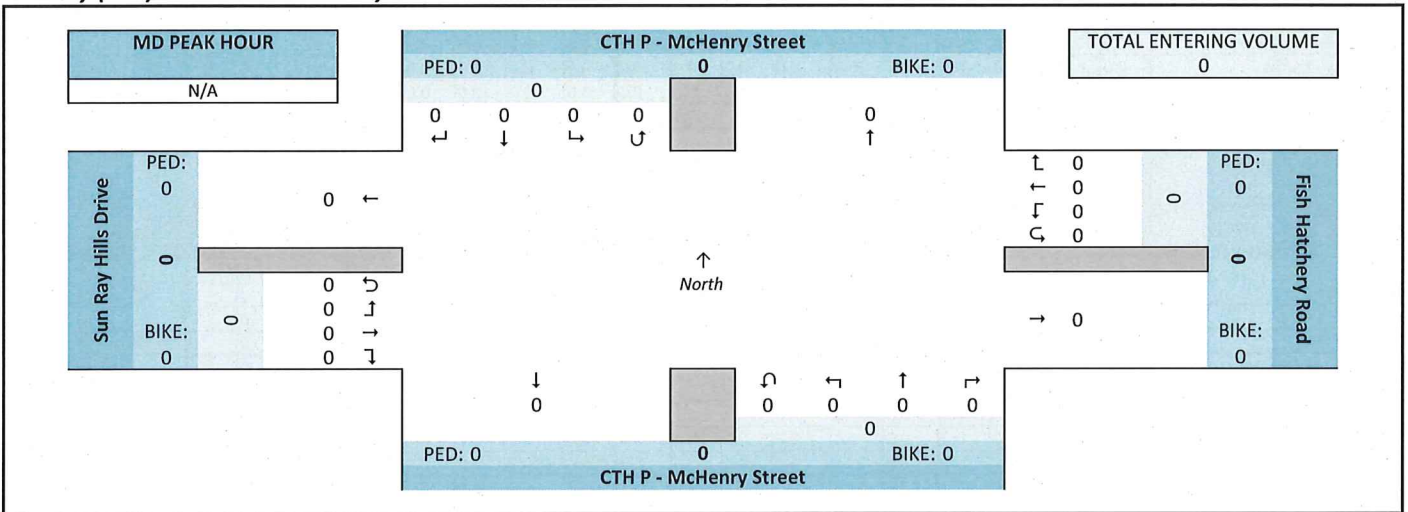
CTH P - McHenry Street and Sun Ray Hills Drive



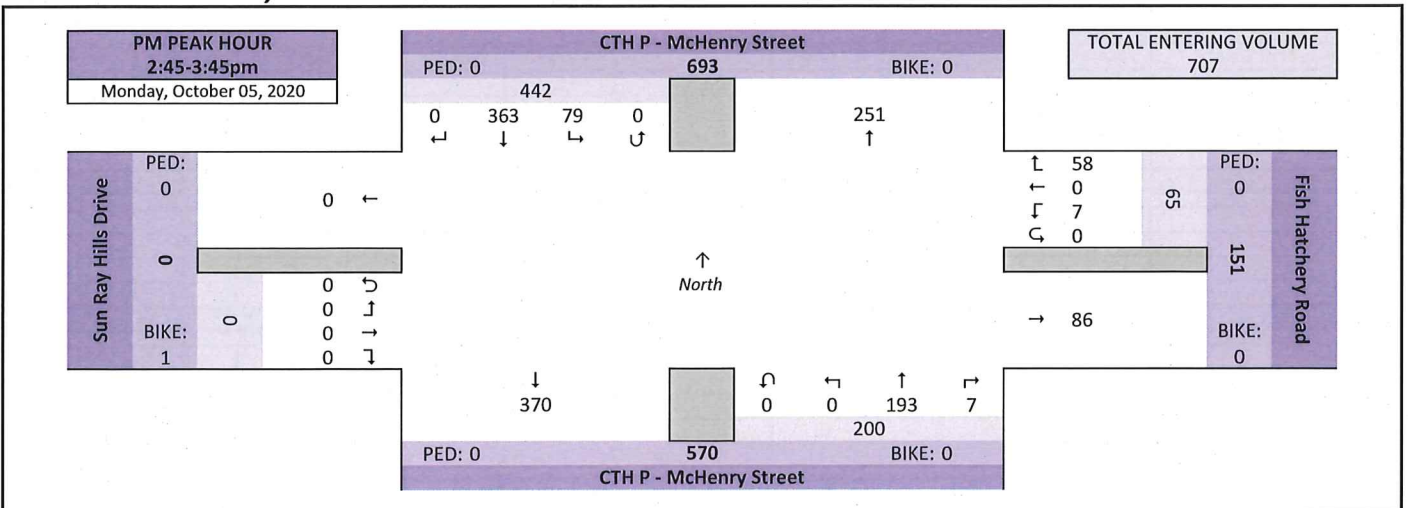
AM Peak Hour Summary



Midday (MD) Peak Hour Summary



PM Peak Hour Summary



Intersection Traffic Volume Report

Count Basics		Page 3 of 13	
Start Date:	Monday, October 05, 2020	Weekday	Schools in Session
Total Number of Hours Counted:	8	Non-Holiday	No Special Events

Peak Hour Volume Summary

CTH P - McHenry Street and Sun Ray Hills Drive



Peak Hour Volumes, Truck Percentages, and PHFs

Tuesday, October 06, 2020		From North					From East					From South					From West					Totals
		CTH P - McHenry Street					Fish Hatchery Road					CTH P - McHenry Street					Sun Ray Hills Drive					
		Right	Thru	Left	U-Tn	Total	Right	Thru	Left	U-Tn	Total	Right	Thru	Left	U-Tn	Total	Right	Thru	Left	U-Tn	Total	
AM Peak Hour	AM Peak Hour																					
	Start Time																					
	7:15 AM	0	54	10	0	64	22	0	0	0	22	2	70	0	0	72	0	0	0	0	0	158
	7:30 AM	0	49	5	0	54	27	1	0	0	28	1	64	0	0	65	0	0	0	0	0	147
	7:45 AM	0	47	6	0	53	16	0	2	0	18	1	70	0	0	71	0	0	0	0	0	142
	8:00 AM	0	42	9	0	51	14	0	1	0	15	2	57	0	0	59	0	0	0	0	0	125
	Peak Hour Volume	0	192	30	0	222	79	1	3	0	83	6	261	0	0	267	0	0	0	0	0	572
	Rounded Hourly Volume	0	190	30	0	220	80	0	5	0	85	5	260	0	0	265	0	0	0	0	0	570
	% Single Unit Trucks	0.0	21.4	13.3	0.0	20.3	6.3	0.0	0.0	0.0	6.0	16.7	7.7	0.0	0.0	7.9	0.0	0.0	0.0	0.0	0.0	12.4
	% Heavy Trucks	0.0	0.0	0.0	0.0	0.0	0.0	0.0	0.0	0.0	0.0	0.0	0.8	0.0	0.0	0.7	0.0	0.0	0.0	0.0	0.0	0.3
% Trucks (Total)	0.0	21.4	13.3	0.0	20.3	6.3	0.0	0.0	0.0	6.0	16.7	8.4	0.0	0.0	8.6	0.0	0.0	0.0	0.0	0.0	12.8	
Peak Hour Factor (PHF)	0.00	0.89	0.75	0.00	0.87	0.73	0.25	0.37	0.00	0.74	0.75	0.93	0.00	0.00	0.93	0.00	0.00	0.00	0.00	0.00	0.91	

N/A		From North					From East					From South					From West					Totals
		CTH P - McHenry Street					Fish Hatchery Road					CTH P - McHenry Street					Sun Ray Hills Drive					
		Right	Thru	Left	U-Tn	Total	Right	Thru	Left	U-Tn	Total	Right	Thru	Left	U-Tn	Total	Right	Thru	Left	U-Tn	Total	
Midday (MD) Peak Hour	MD Peak Hour																					
	Start Time																					
	12:00 PM	0	0	0	0	0	0	0	0	0	0	0	0	0	0	0	0	0	0	0	0	0
	12:15 PM	0	0	0	0	0	0	0	0	0	0	0	0	0	0	0	0	0	0	0	0	0
	12:30 PM	0	0	0	0	0	0	0	0	0	0	0	0	0	0	0	0	0	0	0	0	0
	12:45 PM	0	0	0	0	0	0	0	0	0	0	0	0	0	0	0	0	0	0	0	0	0
	Peak Hour Volume	0	0	0	0	0	0	0	0	0	0	0	0	0	0	0	0	0	0	0	0	0
	Rounded Hourly Volume	0	0	0	0	0	0	0	0	0	0	0	0	0	0	0	0	0	0	0	0	0
	% Single Unit Trucks	0.0	0.0	0.0	0.0	0.0	0.0	0.0	0.0	0.0	0.0	0.0	0.0	0.0	0.0	0.0	0.0	0.0	0.0	0.0	0.0	0.0
	% Heavy Trucks	0.0	0.0	0.0	0.0	0.0	0.0	0.0	0.0	0.0	0.0	0.0	0.0	0.0	0.0	0.0	0.0	0.0	0.0	0.0	0.0	0.0
% Trucks (Total)	0.0	0.0	0.0	0.0	0.0	0.0	0.0	0.0	0.0	0.0	0.0	0.0	0.0	0.0	0.0	0.0	0.0	0.0	0.0	0.0	0.0	
Peak Hour Factor (PHF)	0.00	0.00	0.00	0.00	0.00	0.00	0.00	0.00	0.00	0.00	0.00	0.00	0.00	0.00	0.00	0.00	0.00	0.00	0.00	0.00	0.00	

Monday, October 05, 2020		From North					From East					From South					From West					Totals
		CTH P - McHenry Street					Fish Hatchery Road					CTH P - McHenry Street					Sun Ray Hills Drive					
		Right	Thru	Left	U-Tn	Total	Right	Thru	Left	U-Tn	Total	Right	Thru	Left	U-Tn	Total	Right	Thru	Left	U-Tn	Total	
PM Peak Hour	PM Peak Hour																					
	Start Time																					
	2:45 PM	0	77	13	0	90	22	0	1	0	23	0	53	0	0	53	0	0	0	0	0	166
	3:00 PM	0	93	18	0	111	14	0	2	0	16	1	43	0	0	44	0	0	0	0	0	171
	3:15 PM	0	96	33	0	129	16	0	3	0	19	3	48	0	0	51	0	0	0	0	0	199
	3:30 PM	0	97	15	0	112	6	0	1	0	7	3	49	0	0	52	0	0	0	0	0	171
	Peak Hour Volume	0	363	79	0	442	58	0	7	0	65	7	193	0	0	200	0	0	0	0	0	707
	Rounded Hourly Volume	0	365	80	0	445	60	0	5	0	65	5	195	0	0	200	0	0	0	0	0	710
	% Single Unit Trucks	0.0	9.1	7.6	0.0	8.8	5.2	0.0	14.3	0.0	6.2	28.6	10.4	0.0	0.0	11.0	0.0	0.0	0.0	0.0	0.0	9.2
	% Heavy Trucks	0.0	0.0	0.0	0.0	0.0	0.0	0.0	0.0	0.0	0.0	0.0	0.5	0.0	0.0	0.5	0.0	0.0	0.0	0.0	0.0	0.1
% Trucks (Total)	0.0	9.1	7.6	0.0	8.8	5.2	0.0	14.3	0.0	6.2	28.6	10.9	0.0	0.0	11.5	0.0	0.0	0.0	0.0	0.0	9.3	
Peak Hour Factor (PHF)	0.00	0.94	0.60	0.00	0.86	0.66	0.00	0.58	0.00	0.71	0.58	0.91	0.00	0.00	0.94	0.00	0.00	0.00	0.00	0.00	0.89	

Peak Hour Pedestrian and Bicyclist Volumes

Pedestrians and Bicyclists		Crossing North Approach			Crossing East Approach			Crossing South Approach			Crossing West Approach			Total Ped & Bike Volume
		CTH P - McHenry Street			Fish Hatchery Road			CTH P - McHenry Street			Sun Ray Hills Drive			
15-Minute Start Time		Pedestrian	Bicyclist	Total	Pedestrian	Bicyclist	Total	Pedestrian	Bicyclist	Total	Pedestrian	Bicyclist	Total	
AM	7:15 AM	0	0	0	0	0	0	0	0	0	0	0	0	0
	7:30 AM	0	0	0	0	0	0	0	0	0	0	0	0	0
	7:45 AM	0	0	0	0	0	0	0	0	0	0	0	0	0
	8:00 AM	0	0	0	0	0	0	0	0	0	0	0	0	0
	Total	0	0	0	0	0	0	0	0	0	0	0	0	0
MD	12:00 PM	0	0	0	0	0	0	0	0	0	0	0	0	0
	12:15 PM	0	0	0	0	0	0	0	0	0	0	0	0	0
	12:30 PM	0	0	0	0	0	0	0	0	0	0	0	0	0
	12:45 PM	0	0	0	0	0	0	0	0	0	0	0	0	0
	Total	0	0	0	0	0	0	0	0	0	0	0	0	0
PM	2:45 PM	0	0	0	0	0	0	0	0	0	0	0	0	0
	3:00 PM	0	0	0	0	0	0	0	0	0	0	1	1	1
	3:15 PM	0	0	0	0	0	0	0	0	0	0	0	0	0
	3:30 PM	0	0	0	0	0	0	0	0	0	0	0	0	0
	Total	0	0	0	0	0	0	0	0	0	0	1	1	1

Intersection Traffic Volume Report

15-Minute Motor Vehicle Data

CTH P - McHenry Street and Sun Ray Hills Drive



15-Minute Motor Vehicle Data

15-Minute Time Period	From North					From East					From South					From West					15-Min Totals	Hourly Sum	PHF	
	CTH P - McHenry Street					Fish Hatchery Road					CTH P - McHenry Street					Sun Ray Hills Drive								
	Right	Thru	Left	U-Tn	Total	Right	Thru	Left	U-Tn	Total	Right	Thru	Left	U-Tn	Total	Right	Thru	Left	U-Tn	Total				
AM Peak Period	6:00 AM	0	23	3	0	26	12	0	0	0	12	0	50	0	0	50	0	0	0	0	0	88	456	0.78
	6:15 AM	0	21	1	0	22	9	0	1	0	10	0	46	0	0	46	0	0	0	0	0	78	484	0.83
	6:30 AM	0	29	1	0	30	26	0	1	0	27	2	87	0	0	89	0	0	0	0	0	146	564	0.89
	6:45 AM	0	28	1	0	29	31	0	0	0	31	0	84	0	0	84	0	0	0	0	0	144	565	0.89
	7:00 AM	0	54	5	0	59	10	0	0	0	10	0	47	0	0	47	0	0	0	0	0	116	563	0.89
	7:15 AM	0	54	10	0	64	22	0	0	0	22	2	70	0	0	72	0	0	0	0	0	158	572	0.91
	7:30 AM	0	49	5	0	54	27	1	0	0	28	1	64	0	0	65	0	0	0	0	0	147	547	0.93
	7:45 AM	0	47	6	0	53	16	0	2	0	18	1	70	0	0	71	0	0	0	0	0	142	505	0.89
	8:00 AM	0	42	9	0	51	14	0	1	0	15	2	57	0	0	59	0	0	0	0	0	125	462	0.87
	8:15 AM	0	45	14	0	59	10	0	0	0	10	1	63	0	0	64	0	0	0	0	0	133	422	0.79
	8:30 AM	0	30	6	0	36	17	0	0	0	17	0	52	0	0	52	0	0	0	0	0	105	379	0.90
	8:45 AM	0	33	3	0	36	9	0	1	0	10	0	53	0	0	53	0	0	0	0	0	99	376	0.92
	9:00 AM	0	24	8	0	32	17	0	1	0	18	1	34	0	0	35	0	0	0	0	0	85	386	0.89
	9:15 AM	0	32	8	0	40	11	0	1	0	12	0	38	0	0	38	0	0	0	0	0	90		
	9:30 AM	0	34	8	0	42	16	0	0	0	16	0	44	0	0	44	0	0	0	0	0	102		
	9:45 AM	0	38	16	0	54	9	0	1	0	10	0	45	0	0	45	0	0	0	0	0	109		
Midday Peak Period	10:00 AM	0	0	0	0	0	0	0	0	0	0	0	0	0	0	0	0	0	0	0	0	0		
	10:15 AM	0	0	0	0	0	0	0	0	0	0	0	0	0	0	0	0	0	0	0	0	0		
	10:30 AM	0	0	0	0	0	0	0	0	0	0	0	0	0	0	0	0	0	0	0	0	0		
	10:45 AM	0	0	0	0	0	0	0	0	0	0	0	0	0	0	0	0	0	0	0	0	0		
	11:00 AM	0	0	0	0	0	0	0	0	0	0	0	0	0	0	0	0	0	0	0	0	0		
	11:15 AM	0	0	0	0	0	0	0	0	0	0	0	0	0	0	0	0	0	0	0	0	0		
	11:30 AM	0	0	0	0	0	0	0	0	0	0	0	0	0	0	0	0	0	0	0	0	0		
	11:45 AM	0	0	0	0	0	0	0	0	0	0	0	0	0	0	0	0	0	0	0	0	0		
	12:00 PM	0	0	0	0	0	0	0	0	0	0	0	0	0	0	0	0	0	0	0	0	0		
	12:15 PM	0	0	0	0	0	0	0	0	0	0	0	0	0	0	0	0	0	0	0	0	0		
	12:30 PM	0	0	0	0	0	0	0	0	0	0	0	0	0	0	0	0	0	0	0	0	0		
	12:45 PM	0	0	0	0	0	0	0	0	0	0	0	0	0	0	0	0	0	0	0	0	0		
	1:00 PM	0	0	0	0	0	0	0	0	0	0	0	0	0	0	0	0	0	0	0	0	0		
	1:15 PM	0	0	0	0	0	0	0	0	0	0	0	0	0	0	0	0	0	0	0	0	0		
	1:30 PM	0	0	0	0	0	0	0	0	0	0	0	0	0	0	0	0	0	0	0	0	0		
	1:45 PM	0	0	0	0	0	0	0	0	0	0	0	0	0	0	0	0	0	0	0	0	0		
	2:00 PM	0	33	13	0	46	10	0	0	0	10	0	50	0	0	50	0	0	0	0	0	106	587	0.88
	2:15 PM	0	56	16	0	72	16	0	2	0	18	3	59	0	0	62	0	0	0	0	0	152	652	0.95
	2:30 PM	0	61	18	0	79	14	0	2	0	16	1	67	0	0	68	0	0	0	0	0	163	699	0.88
	2:45 PM	0	77	13	0	90	22	0	1	0	23	0	53	0	0	53	0	0	0	0	0	166	707	0.89
	3:00 PM	0	93	18	0	111	14	0	2	0	16	1	43	0	0	44	0	0	0	0	0	171	700	0.88
	3:15 PM	0	96	33	0	129	16	0	3	0	19	3	48	0	0	51	0	0	0	0	0	199	702	0.88
	3:30 PM	0	97	15	0	112	6	0	1	0	7	3	49	0	0	52	0	0	0	0	0	171	669	0.97
	3:45 PM	0	60	21	0	81	14	0	0	0	14	1	63	0	0	64	0	0	0	0	0	159	685	0.92
	4:00 PM	0	81	18	0	99	11	0	3	0	14	0	60	0	0	60	0	0	0	0	0	173	700	0.94
	4:15 PM	0	62	19	0	81	12	0	2	0	14	1	70	0	0	71	0	0	0	0	0	166	682	0.91
	4:30 PM	0	77	24	0	101	13	0	3	0	16	1	69	0	0	70	0	0	0	0	0	187	667	0.89
	4:45 PM	0	87	21	0	108	9	0	0	0	9	1	56	0	0	57	0	0	0	0	0	174	619	0.89
	5:00 PM	0	78	18	0	96	13	0	0	0	13	3	43	0	0	46	0	0	0	0	0	155	550	0.89
	5:15 PM	0	66	26	0	92	9	0	0	0	9	0	50	0	0	50	0	0	0	0	0	151		
	5:30 PM	0	59	20	0	79	17	0	0	0	17	1	42	0	0	43	0	0	0	0	0	139		
	5:45 PM	0	49	22	0	71	8	0	1	0	9	0	25	0	0	25	0	0	0	0	0	105		
	6:00 PM	0	0	0	0	0	0	0	0	0	0	0	0	0	0	0	0	0	0	0	0	0		
	6:15 PM	0	0	0	0	0	0	0	0	0	0	0	0	0	0	0	0	0	0	0	0	0		
	6:30 PM	0	0	0	0	0	0	0	0	0	0	0	0	0	0	0	0	0	0	0	0	0		
	6:45 PM	0	0	0	0	0	0	0	0	0	0	0	0	0	0	0	0	0	0	0	0	0		
	7:00 PM	0	0	0	0	0	0	0	0	0	0	0	0	0	0	0	0	0	0	0	0	0		
	7:15 PM	0	0	0	0	0	0	0	0	0	0	0	0	0	0	0	0	0	0	0	0	0		
	7:30 PM	0	0	0	0	0	0	0	0	0	0	0	0	0	0	0	0	0	0	0	0	0		
	7:45 PM	0	0	0	0	0	0	0	0	0	0	0	0	0	0	0	0	0	0	0	0	0		
	8:00 PM	0	0	0	0	0	0	0	0	0	0	0	0	0	0	0	0	0	0	0	0	0		
	8:15 PM	0	0	0	0	0	0	0	0	0	0	0	0	0	0	0	0	0	0	0	0	0		
	8:30 PM	0	0	0	0	0	0	0	0	0	0	0	0	0	0	0	0	0	0	0	0	0		
	8:45 PM	0	0	0	0	0	0	0	0	0	0	0	0	0	0	0	0	0	0	0	0	0		
	9:00 PM	0	0	0	0	0	0	0	0	0	0	0	0	0	0	0	0	0	0	0	0	0		
	9:15 PM	0	0	0	0	0	0	0	0	0	0	0	0	0	0	0	0	0	0	0	0	0		
	9:30 PM	0	0	0	0	0	0	0	0	0	0	0	0	0	0	0	0	0	0	0	0	0		
	9:45 PM	0	0	0	0	0	0	0	0	0	0	0	0	0	0	0	0	0	0	0	0	0		
	Totals	0	1715	419	0	2134	460	1	29	0	490	29	1751	0	0	1780	0	0	0	0	0	4404		

Peak Hour All Vehicle Volume Summary

Hourly Time Period	From North					From East					From South					From West					Total Hourly Volume	PHF	
	CTH P - McHenry Street					Fish Hatchery Road					CTH P - McHenry Street					Sun Ray Hills Drive							
	Right	Thru	Left	U-Tn	Total	Right	Thru	Left	U-Tn	Total	Right	Thru	Left	U-Tn	Total	Right	Thru	Left	U-Tn	Total			
AM	7:15 AM	0	192	30	0	222	79	1	3	0	83	6	261	0	0	267	0	0	0	0	0	572	0.91
MD	12:00 PM	0	0	0	0	0	0	0	0	0	0	0	0	0	0	0	0	0	0	0	0	0	
PM	2:45 PM	0	363	79	0	442	58	0	7	0	65	7	193	0	0	200	0	0	0	0	0	707	0.89

Intersection Traffic Volume Report

15-Minute Automobile Data

CTH P - McHenry Street and Sun Ray Hills Drive



15-Minute Automobile Data

15-Minute Time Period Start Time	From North					From East					From South					From West					15-Min Totals	Hourly Sum
	CTH P - McHenry Street					Fish Hatchery Road					CTH P - McHenry Street					Sun Ray Hills Drive						
	Right	Thru	Left	U-Tn	Total	Right	Thru	Left	U-Tn	Total	Right	Thru	Left	U-Tn	Total	Right	Thru	Left	U-Tn	Total		
6:00 AM	0	16	3	0	19	12	0	0	0	12	0	48	0	0	48	0	0	0	0	0	79	414
6:15 AM	0	16	1	0	17	8	0	1	0	9	0	44	0	0	44	0	0	0	0	0	70	436
6:30 AM	0	23	1	0	24	24	0	0	0	24	2	81	0	0	83	0	0	0	0	0	131	497
6:45 AM	0	23	1	0	24	31	0	0	0	31	0	79	0	0	79	0	0	0	0	0	134	495
7:00 AM	0	45	5	0	50	10	0	0	0	10	0	41	0	0	41	0	0	0	0	0	101	492
7:15 AM	0	34	9	0	43	20	0	0	0	20	1	67	0	0	68	0	0	0	0	0	131	499
7:30 AM	0	39	5	0	44	25	1	0	0	26	1	58	0	0	59	0	0	0	0	0	129	485
7:45 AM	0	43	5	0	48	16	0	2	0	18	1	64	0	0	65	0	0	0	0	0	131	446
8:00 AM	0	35	7	0	42	13	0	1	0	14	2	50	0	0	52	0	0	0	0	0	108	401
8:15 AM	0	33	14	0	47	10	0	0	0	10	1	59	0	0	60	0	0	0	0	0	117	362
8:30 AM	0	22	6	0	28	15	0	0	0	15	0	47	0	0	47	0	0	0	0	0	90	325
8:45 AM	0	26	3	0	29	9	0	1	0	10	0	47	0	0	47	0	0	0	0	0	86	322
9:00 AM	0	18	7	0	25	16	0	1	0	17	1	26	0	0	27	0	0	0	0	0	69	331
9:15 AM	0	27	7	0	34	11	0	1	0	12	0	34	0	0	34	0	0	0	0	0	80	
9:30 AM	0	28	5	0	33	16	0	0	0	16	0	38	0	0	38	0	0	0	0	0	87	
9:45 AM	0	34	16	0	50	7	0	1	0	8	0	37	0	0	37	0	0	0	0	0	95	
10:00 AM	0	0	0	0	0	0	0	0	0	0	0	0	0	0	0	0	0	0	0	0	0	
10:15 AM	0	0	0	0	0	0	0	0	0	0	0	0	0	0	0	0	0	0	0	0	0	
10:30 AM	0	0	0	0	0	0	0	0	0	0	0	0	0	0	0	0	0	0	0	0	0	
10:45 AM	0	0	0	0	0	0	0	0	0	0	0	0	0	0	0	0	0	0	0	0	0	
11:00 AM	0	0	0	0	0	0	0	0	0	0	0	0	0	0	0	0	0	0	0	0	0	
11:15 AM	0	0	0	0	0	0	0	0	0	0	0	0	0	0	0	0	0	0	0	0	0	
11:30 AM	0	0	0	0	0	0	0	0	0	0	0	0	0	0	0	0	0	0	0	0	0	
11:45 AM	0	0	0	0	0	0	0	0	0	0	0	0	0	0	0	0	0	0	0	0	0	
12:00 PM	0	0	0	0	0	0	0	0	0	0	0	0	0	0	0	0	0	0	0	0	0	
12:15 PM	0	0	0	0	0	0	0	0	0	0	0	0	0	0	0	0	0	0	0	0	0	
12:30 PM	0	0	0	0	0	0	0	0	0	0	0	0	0	0	0	0	0	0	0	0	0	
12:45 PM	0	0	0	0	0	0	0	0	0	0	0	0	0	0	0	0	0	0	0	0	0	
1:00 PM	0	0	0	0	0	0	0	0	0	0	0	0	0	0	0	0	0	0	0	0	0	
1:15 PM	0	0	0	0	0	0	0	0	0	0	0	0	0	0	0	0	0	0	0	0	0	
1:30 PM	0	0	0	0	0	0	0	0	0	0	0	0	0	0	0	0	0	0	0	0	0	
1:45 PM	0	0	0	0	0	0	0	0	0	0	0	0	0	0	0	0	0	0	0	0	0	
2:00 PM	0	26	13	0	39	10	0	0	0	10	0	41	0	0	41	0	0	0	0	0	90	515
2:15 PM	0	43	15	0	58	14	0	2	0	16	3	55	0	0	58	0	0	0	0	0	132	588
2:30 PM	0	50	16	0	66	13	0	2	0	15	1	63	0	0	64	0	0	0	0	0	145	634
2:45 PM	0	67	11	0	78	20	0	1	0	21	0	49	0	0	49	0	0	0	0	0	148	641
3:00 PM	0	89	17	0	106	13	0	1	0	14	1	42	0	0	43	0	0	0	0	0	163	637
3:15 PM	0	83	31	0	114	16	0	3	0	19	3	42	0	0	45	0	0	0	0	0	178	633
3:30 PM	0	91	14	0	105	6	0	1	0	7	1	39	0	0	40	0	0	0	0	0	152	607
3:45 PM	0	55	21	0	76	13	0	0	0	13	1	54	0	0	55	0	0	0	0	0	144	632
4:00 PM	0	73	16	0	89	10	0	3	0	13	0	57	0	0	57	0	0	0	0	0	159	656
4:15 PM	0	59	19	0	78	11	0	2	0	13	1	60	0	0	61	0	0	0	0	0	152	646
4:30 PM	0	72	23	0	95	13	0	3	0	16	1	65	0	0	66	0	0	0	0	0	177	643
4:45 PM	0	84	19	0	103	9	0	0	0	9	1	55	0	0	56	0	0	0	0	0	168	597
5:00 PM	0	77	17	0	94	13	0	0	0	13	3	39	0	0	42	0	0	0	0	0	149	529
5:15 PM	0	65	26	0	91	9	0	0	0	9	0	49	0	0	49	0	0	0	0	0	149	
5:30 PM	0	58	17	0	75	16	0	0	0	16	1	39	0	0	40	0	0	0	0	0	131	
5:45 PM	0	46	21	0	67	8	0	1	0	9	0	24	0	0	24	0	0	0	0	0	100	
6:00 PM	0	0	0	0	0	0	0	0	0	0	0	0	0	0	0	0	0	0	0	0	0	
6:15 PM	0	0	0	0	0	0	0	0	0	0	0	0	0	0	0	0	0	0	0	0	0	
6:30 PM	0	0	0	0	0	0	0	0	0	0	0	0	0	0	0	0	0	0	0	0	0	
6:45 PM	0	0	0	0	0	0	0	0	0	0	0	0	0	0	0	0	0	0	0	0	0	
7:00 PM	0	0	0	0	0	0	0	0	0	0	0	0	0	0	0	0	0	0	0	0	0	
7:15 PM	0	0	0	0	0	0	0	0	0	0	0	0	0	0	0	0	0	0	0	0	0	
7:30 PM	0	0	0	0	0	0	0	0	0	0	0	0	0	0	0	0	0	0	0	0	0	
7:45 PM	0	0	0	0	0	0	0	0	0	0	0	0	0	0	0	0	0	0	0	0	0	
8:00 PM	0	0	0	0	0	0	0	0	0	0	0	0	0	0	0	0	0	0	0	0	0	
8:15 PM	0	0	0	0	0	0	0	0	0	0	0	0	0	0	0	0	0	0	0	0	0	
8:30 PM	0	0	0	0	0	0	0	0	0	0	0	0	0	0	0	0	0	0	0	0	0	
8:45 PM	0	0	0	0	0	0	0	0	0	0	0	0	0	0	0	0	0	0	0	0	0	
9:00 PM	0	0	0	0	0	0	0	0	0	0	0	0	0	0	0	0	0	0	0	0	0	
9:15 PM	0	0	0	0	0	0	0	0	0	0	0	0	0	0	0	0	0	0	0	0	0	
9:30 PM	0	0	0	0	0	0	0	0	0	0	0	0	0	0	0	0	0	0	0	0	0	
9:45 PM	0	0	0	0	0	0	0	0	0	0	0	0	0	0	0	0	0	0	0	0	0	
Totals	0	1500	391	0	1891	437	1	27	0	465	26	1593	0	0	1619	0	0	0	0	0	3975	

Peak Hour Automobile Volume Summary

Hourly Time Period Start Time	From North					From East					From South					From West					Total Hourly Volume
	CTH P - McHenry Street					Fish Hatchery Road					CTH P - McHenry Street					Sun Ray Hills Drive					
	Right	Thru	Left	U-Tn	Total	Right	Thru	Left	U-Tn	Total	Right	Thru	Left	U-Tn	Total	Right	Thru	Left	U-Tn	Total	
AM 7:15 AM	0	151	26	0	177	74	1	3	0	78	5	239	0	0	244	0	0	0	0	0	499
MD 12:00 PM	0	0	0	0	0	0	0	0	0	0	0	0	0	0	0	0	0	0	0	0	0
PM 2:45 PM	0	330	73	0	403	55	0	6	0	61	5	172	0	0	177	0	0	0	0	0	641

Intersection Traffic Volume Report

Count Basics			Page 7 of 13
Start Date:	Monday, October 05, 2020	Weekday	Schools in Session
Total Number of Hours Counted:	8	Non-Holiday	No Special Events

15-Minute Single Unit (SU) Truck & Bus Data

CTH P - McHenry Street and Sun Ray Hills Drive



15-Minute Single Unit (SU) Truck & Bus Data

15-Minute Time Period	From North				From East				From South				From West				15-Min Totals	Hourly Sum					
	CTH P - McHenry Street				Fish Hatchery Road				CTH P - McHenry Street				Sun Ray Hills Drive										
	Right	Thru	Left	U-Tn	Total	Right	Thru	Left	U-Tn	Total	Right	Thru	Left	U-Tn	Total	Right			Thru	Left	U-Tn	Total	
AM Peak Period																							
6:00 AM	0	6	0	0	6	0	0	0	0	0	0	2	0	0	2	0	0	0	0	0	0	8	41
6:15 AM	0	5	0	0	5	1	0	0	0	1	0	2	0	0	2	0	0	0	0	0	0	8	48
6:30 AM	0	6	0	0	6	2	0	1	0	3	0	6	0	0	6	0	0	0	0	0	0	15	67
6:45 AM	0	5	0	0	5	0	0	0	0	0	0	5	0	0	5	0	0	0	0	0	0	10	69
7:00 AM	0	9	0	0	9	0	0	0	0	0	0	6	0	0	6	0	0	0	0	0	0	15	70
7:15 AM	0	20	1	0	21	2	0	0	0	2	1	3	0	0	4	0	0	0	0	0	0	27	71
7:30 AM	0	10	0	0	10	2	0	0	0	2	0	5	0	0	5	0	0	0	0	0	0	17	58
7:45 AM	0	4	1	0	5	0	0	0	0	0	0	6	0	0	6	0	0	0	0	0	0	11	56
8:00 AM	0	7	2	0	9	1	0	0	0	1	0	6	0	0	6	0	0	0	0	0	0	16	57
8:15 AM	0	10	0	0	10	0	0	0	0	0	0	4	0	0	4	0	0	0	0	0	0	14	57
8:30 AM	0	8	0	0	8	2	0	0	0	2	0	5	0	0	5	0	0	0	0	0	0	15	52
8:45 AM	0	7	0	0	7	0	0	0	0	0	0	5	0	0	5	0	0	0	0	0	0	12	52
9:00 AM	0	6	1	0	7	1	0	0	0	1	0	8	0	0	8	0	0	0	0	0	0	16	54
9:15 AM	0	5	1	0	6	0	0	0	0	0	0	3	0	0	3	0	0	0	0	0	0	9	
9:30 AM	0	6	3	0	9	0	0	0	0	0	0	6	0	0	6	0	0	0	0	0	0	15	
9:45 AM	0	4	0	0	4	2	0	0	0	2	0	8	0	0	8	0	0	0	0	0	0	14	
10:00 AM	0	0	0	0	0	0	0	0	0	0	0	0	0	0	0	0	0	0	0	0	0	0	
10:15 AM	0	0	0	0	0	0	0	0	0	0	0	0	0	0	0	0	0	0	0	0	0	0	
10:30 AM	0	0	0	0	0	0	0	0	0	0	0	0	0	0	0	0	0	0	0	0	0	0	
10:45 AM	0	0	0	0	0	0	0	0	0	0	0	0	0	0	0	0	0	0	0	0	0	0	
11:00 AM	0	0	0	0	0	0	0	0	0	0	0	0	0	0	0	0	0	0	0	0	0	0	
11:15 AM	0	0	0	0	0	0	0	0	0	0	0	0	0	0	0	0	0	0	0	0	0	0	
11:30 AM	0	0	0	0	0	0	0	0	0	0	0	0	0	0	0	0	0	0	0	0	0	0	
11:45 AM	0	0	0	0	0	0	0	0	0	0	0	0	0	0	0	0	0	0	0	0	0	0	
12:00 PM	0	0	0	0	0	0	0	0	0	0	0	0	0	0	0	0	0	0	0	0	0	0	
12:15 PM	0	0	0	0	0	0	0	0	0	0	0	0	0	0	0	0	0	0	0	0	0	0	
12:30 PM	0	0	0	0	0	0	0	0	0	0	0	0	0	0	0	0	0	0	0	0	0	0	
12:45 PM	0	0	0	0	0	0	0	0	0	0	0	0	0	0	0	0	0	0	0	0	0	0	
1:00 PM	0	0	0	0	0	0	0	0	0	0	0	0	0	0	0	0	0	0	0	0	0	0	
1:15 PM	0	0	0	0	0	0	0	0	0	0	0	0	0	0	0	0	0	0	0	0	0	0	
1:30 PM	0	0	0	0	0	0	0	0	0	0	0	0	0	0	0	0	0	0	0	0	0	0	
1:45 PM	0	0	0	0	0	0	0	0	0	0	0	0	0	0	0	0	0	0	0	0	0	0	
2:00 PM	0	7	0	0	7	0	0	0	0	0	0	8	0	0	8	0	0	0	0	0	0	15	66
2:15 PM	0	11	1	0	12	2	0	0	0	2	0	3	0	0	3	0	0	0	0	0	0	17	59
2:30 PM	0	9	2	0	11	1	0	0	0	1	0	4	0	0	4	0	0	0	0	0	0	16	62
2:45 PM	0	10	2	0	12	2	0	0	0	2	0	4	0	0	4	0	0	0	0	0	0	18	65
3:00 PM	0	4	1	0	5	1	0	1	0	2	0	1	0	0	1	0	0	0	0	0	0	8	61
3:15 PM	0	13	2	0	15	0	0	0	0	0	0	5	0	0	5	0	0	0	0	0	0	20	65
3:30 PM	0	6	1	0	7	0	0	0	0	0	2	10	0	0	12	0	0	0	0	0	0	19	59
3:45 PM	0	4	0	0	4	1	0	0	0	1	0	9	0	0	9	0	0	0	0	0	0	14	46
4:00 PM	0	7	1	0	8	1	0	0	0	1	0	3	0	0	3	0	0	0	0	0	0	12	38
4:15 PM	0	3	0	0	3	1	0	0	0	1	0	10	0	0	10	0	0	0	0	0	0	14	32
4:30 PM	0	3	1	0	4	0	0	0	0	0	0	2	0	0	2	0	0	0	0	0	0	6	20
4:45 PM	0	3	2	0	5	0	0	0	0	0	0	1	0	0	1	0	0	0	0	0	0	6	22
5:00 PM	0	1	1	0	2	0	0	0	0	0	0	4	0	0	4	0	0	0	0	0	0	6	19
5:15 PM	0	1	0	0	1	0	0	0	0	0	0	1	0	0	1	0	0	0	0	0	0	2	
5:30 PM	0	1	3	0	4	1	0	0	0	1	0	3	0	0	3	0	0	0	0	0	0	8	
5:45 PM	0	2	1	0	3	0	0	0	0	0	0	0	0	0	0	0	0	0	0	0	0	3	
6:00 PM	0	0	0	0	0	0	0	0	0	0	0	0	0	0	0	0	0	0	0	0	0	0	
6:15 PM	0	0	0	0	0	0	0	0	0	0	0	0	0	0	0	0	0	0	0	0	0	0	
6:30 PM	0	0	0	0	0	0	0	0	0	0	0	0	0	0	0	0	0	0	0	0	0	0	
6:45 PM	0	0	0	0	0	0	0	0	0	0	0	0	0	0	0	0	0	0	0	0	0	0	
7:00 PM	0	0	0	0	0	0	0	0	0	0	0	0	0	0	0	0	0	0	0	0	0	0	
7:15 PM	0	0	0	0	0	0	0	0	0	0	0	0	0	0	0	0	0	0	0	0	0	0	
7:30 PM	0	0	0	0	0	0	0	0	0	0	0	0	0	0	0	0	0	0	0	0	0	0	
7:45 PM	0	0	0	0	0	0	0	0	0	0	0	0	0	0	0	0	0	0	0	0	0	0	
8:00 PM	0	0	0	0	0	0	0	0	0	0	0	0	0	0	0	0	0	0	0	0	0	0	
8:15 PM	0	0	0	0	0	0	0	0	0	0	0	0	0	0	0	0	0	0	0	0	0	0	
8:30 PM	0	0	0	0	0	0	0	0	0	0	0	0	0	0	0	0	0	0	0	0	0	0	
8:45 PM	0	0	0	0	0	0	0	0	0	0	0	0	0	0	0	0	0	0	0	0	0	0	
9:00 PM	0	0	0	0	0	0	0	0	0	0	0	0	0	0	0	0	0	0	0	0	0	0	
9:15 PM	0	0	0	0	0	0	0	0	0	0	0	0	0	0	0	0	0	0	0	0	0	0	
9:30 PM	0	0	0	0	0	0	0	0	0	0	0	0	0	0	0	0	0	0	0	0	0	0	
9:45 PM	0	0	0	0	0	0	0	0	0	0	0	0	0	0	0	0	0	0	0	0	0	0	
Totals	0	203	27	0	230	23	0	2	0	25	3	148	0	0	151	0	0	0	0	0	0	406	

Peak Hour Single Unit (SU) Truck & Buses Volume Summary

Hourly Time Period	From North				From East				From South				From West				Total Hourly Volume				
	CTH P - McHenry Street				Fish Hatchery Road				CTH P - McHenry Street				Sun Ray Hills Drive								
	Right	Thru	Left	U-Tn	Total	Right	Thru	Left	U-Tn	Total	Right	Thru	Left	U-Tn	Total	Right		Thru	Left	U-Tn	Total
AM 7:15 AM	0	41	4	0	45	5	0	0	0	5	1	20	0	0	21	0	0	0	0	0	71
MD 12:00 PM	0	0	0	0	0	0	0	0	0	0	0	0	0	0	0	0	0	0	0	0	0
PM 2:45 PM	0	33	6	0	39	3	0	1	0	4	2	20	0	0	22	0	0	0	0	0	65